

Date: **10/08/2023**

Time: **0900hrs**

Subject: **BULLETIN NO: 1**

From: The Clerk of the Course

To: All **ARC & VRC** competitors / crew members
Number of pages: **8**
Attachments: **2**

Approved: Motorsport Australia – ARC Sporting ~~Manager~~ Delegate – 10/08/2023

Amendments/Additions to the Supplementary Regulations

Article 1 Event Program

DATE	ITEM	LOCATION
Thursday	24 August 2023	
1630hrs 1800hrs	Reconnaissance Concludes (Sunday Stages Only)	
Friday	25 August 2023	
1600hrs 1400hrs	Reconnaissance Concludes (Saturday Stages Only)	

Article 4 Officials of the Rally

Role	Name	Number
Competitor Relations Officer (CRO)	John Downs	0429 669 827
Chief Medical Officer	Dr Luke Smith	0411 534 754

Article 13 Reconnaissance

Reconnaissance Schedule – Saturday Stages

Friday 25th August	SS1/5 & SS2/6	Latest Start time SS1/5 to enable two passes of SS1/5 & SS2/6	SS3/7 & SS4/8	Latest Start time SS3/7 to enable two passes of SS3/7 & SS4/8	Loop Time
Open	0700hrs	1000hrs	0800hrs	1100hrs	3hrs
ETA for 2nd Pass	1000hrs	1300hrs	1100hrs	1400hrs	
Close	1300hrs		1400hrs		

Reconnaissance Schedule – Sunday Stages

Thursday 24th August	SS9 Morning Session	SS16 Morning Session	SS9 Afternoon Session	SS16 Afternoon Session
Open	0730hrs	0800hrs	0800hrs	1330hrs
ETA for 2nd Pass	0745hrs	0815hrs	1100hrs	1345hrs
Close	0800hrs	0900hrs	1400hrs	1430hrs

Thursday 24th August	SS10/11/12	Latest Start time SS10 to enable two passes of SS10/11/12	Loop Time
Open	0800hrs	1500hrs	1.5hr
Close	1800hrs		

Reconnaissance Notes

Saturday

While it is possible to recce stages SS1 & SS2 twice before moving to stages SS3 & SS4, for least time and distance travelled, it is recommended that all stages are done consecutively in two loops.

To get directly from end of SS 4/8 back to start of SS1/5 follow road section after end of SS4/8 up to and including Tulip 17 on Page 33, and use the following instructions to get to start SS1/5:

Odometer	Instruction	
21.48	KR then 50m TR	SP Seaton Glenmaggie Rd
25.43	SO FMR	(SP Old Joes Rd)
27.83	TL then 80m TR	SP Cowwarr-Seaton Rd
32.03	TR Start Gravel	SP Stoney Creek Rd

Then follow the Road Book from Tulip 13 on Page 11 to start SS1/5

Sunday

Due to the configuration of SS9 and SS16, reconnaissance must be carried out separately with two passes of the stage taking place within a single session. Reconnaissance will not be permitted outside the nominated session times.

Crews will be held at the start line of SS9 by an Event Official until the preceding crew has passed Tulip 2, after which the next car will be allowed to commence reconnaissance of the stage.

Once the session for SS9 concludes, crews are to assemble at the start of SS16 and may commence at normal intervals. However, it is to be noted that an Event Official will be positioned at Tulip 7 and will hold crews until the preceding crew has completed reconnaissance of the Hillclimb track component of the stage and has passed the flying finish.

It is recommended that reconnaissance of SS10 – SS12 is to be completed consecutively in two loops.

To get directly from the end of SS12/15 back to the start of SS10/13 follow road section after end of SS12/15 up to and including Tulip 23 on Page 31, and use the following instruction to get to the start of SS10/13.

Odometer	Instruction	
37.22	Give Way then TR	SP Freestone Creek Rd

Then follow the Road Book from Tulip 18 on Page 16 to start SS10/13

Use of “RSLITE” Recce Phone Application

The organisers of The Middle of Everywhere Gippsland Rally will be using RSLITE phone application for Reconnaissance at this year’s event. As such, ALL competitors (ARC & VRC) undertaking Reconnaissance are to download the app from their respective App Store before commencing Reconnaissance.

Any Breach of Reconnaissance Rules will be referred to the stewards for application of penalties.

RSLITE invite codes will be sent via SMS to the mobile phone number provided for the co-driver. For RSLITE download and usage instructions see Attachment 2.

NOTE: It is compulsory for each crew to have RSLITE active on a phone in their recce vehicle for the entire time of conducting reconnaissance. The phone must be **visible** to both crew members during recce. Failure to activate the RSLITE app or have the phone visible will be referred to the Stewards for the application of a penalty.

Article 14 Running of the Rally

- G)** Articles 5.4 (e), (f) and (g) of the Rally Standing Regulation-Special Stage Rally, re Piggyback events do not apply to this event, as ARC and State crews may cross enter in the various competitions.

Appendix 1 Itinerary

Itinerary ARC - Sunday following amendments have been made (see Attachment 1)

- Change to length of Stage SS4/8 now **13.63km**
- Change to Stage Name of SS13/15 now **Kennedys Flat**



Andrew Roseman
Clerk of the Course

Attachment 1	Itinerary (Saturday)
Attachment 2	RS LITE



Attachment 1 Itinerary

Leg 1 Saturday 26 August 2023 (Sunrise 0642 hrs, Sunset 1747 hrs)						
TC	Location	Distance			Target Time	1st Car Due
SS	Name	SS	Liaison	Total		
Section 1	TC0	Assembly Out				9:30
		Distance to next refuel	31.01	15.81	46.82	
	TC1		14.30	14.30	0:20	9:50
	SS1	Thomson 1	14.34			9:53
	TC2		1.26	15.60	0:17	10:10
	SS2	Deep Creek 1	16.67			10:13
	RZ1	Murderers Hill	[0.25]			
		Distance to next refuel	29.36	38.72	68.08	
	TC3		17.47	34.14	0:45	10:58
	SS3	Macalister 1	15.73			11:01
	TC4		1.03	16.76	0:18	11:19
	SS4	Chesterfield 1	13.63			11:22
	TC4A	Flexi Service Holding IN		20.47	34.10	0:38
	TC4B	Flexi Service Holding OUT / Service IN	Note: Crews have a maximum of 15mins to move their car into service from the holding area			12:15
Section 2	Service A (Heyfield)		(60.37)	(54.53)	(114.90)	0:30
	TC4C	Service OUT / Regroup IN				12:45
		Regroup			0:30	
	TC4D	Regroup OUT				13:15
	RZ2	Heyfield				
		Distance to next refuel	31.01	15.81	46.82	
	TC5		14.30	14.30	0:25	13:40
	SS5	Thomson 2	14.34			13:43
	TC6		1.26	15.60	0:17	14:00
	SS6	Deep Creek 2	16.67			14:03
	RZ3	Murderers Hill	[0.25]			
		Distance to next refuel	29.36	38.72	68.08	
	TC7		17.47	34.14	0:45	14:48
	SS7	Macalister 2	15.73			14:51
	TC8		1.03	16.76	0:18	15:09
	SS8	Chesterfield 2	13.63			15:12
	TC8A	Flexi Service Holding IN		20.47	34.10	0:38
	TC8B	Flexi Service Holding OUT / Service IN	Note: Crews have a maximum of 45mins to move their car into service from the holding area			16:35
	Service B (Heyfield)		(60.37)	(54.53)	(114.90)	0:45
	TC8C	Service OUT / Parc Ferme IN	E			17:20
Saturday Totals			(120.74)	(109.06)	(229.80)	

V5 - 07.08.23



Attachment 1 (Cont)

Itinerary

Leg 2		Sunday 27 August 2023 (Sunrise 0641 hrs, Sunset 1748 hrs)				
TC	Location	Distance			Target Time	1st Car Due
SS	Name	SS	Liaison	Total		
TC8D	Parc Ferme A OUT / Service IN					8:15
Service C (Heyfield)					0:20	
TC8E	Service OUT					8:35
RZ4	Heyfield					
	Distance to next refuel	29.77	83.89	113.66		
TC9			26.00	26.00	0:30	9:05
SS9	Hillclimb	0.95				9:08
TC10			19.44	20.39	0:30	9:38
SS10	Kennedys Flat 1	2.44				9:41
TC11			4.35	6.79	0:10	9:51
SS11	Insolvent 1	13.91				9:54
TC12			6.57	20.48	0:30	10:24
SS12	Mount Ray 1	12.47				10:27
TC12A	Remote Service IN		27.53	40.00	0:41	11:08
Remote Service D (Briagolong)		(29.77)	(83.89)	(113.66)	0:15	
TC12B	Remote Service OUT					11:23
RZ5	Briagolong					
	Distance to End of Event	31.55	84.83	116.38		
TC13			7.84	7.84	0:15	11:38
SS13	Kennedys Flat 2	2.44				11:41
TC14			4.35	6.79	0:10	11:51
SS14	Insolvent 2	13.91				11:54
TC15			6.57	20.48	0:30	12:24
SS15	Mount Ray 2	12.47				12:27
TC15A	Power Stage Regroup IN	E	27.53	40.00	0:41	13:08
Power Stage Regroup					0:44	
TC15B	Power Stage Regroup OUT					13:52
TC16			12.26	12.26	0:13	14:05
SS16	Boisdale (Power Stage)	2.73				14:08
TC16A	End of Event - Parc Ferme Podium IN	E	26.28	29.01	0:40	14:48
Podium Presentation						15:30
Sunday Totals		(61.32)	(168.72)	(230.04)		

Totals of the Rally		SS	Liaison	Total	%
Saturday 27 August		120.74	109.06	229.80	52.54%
Sunday 28 August		61.32	168.72	230.04	26.66%
Total - 16 SS		182.06	277.78	459.84	39.59%

V5 - 07.08.23

Attachment 2

RSLITE



(Google Play Store)

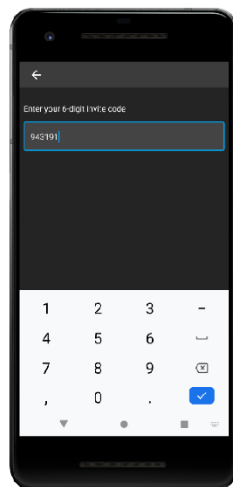


(Apple App Store)

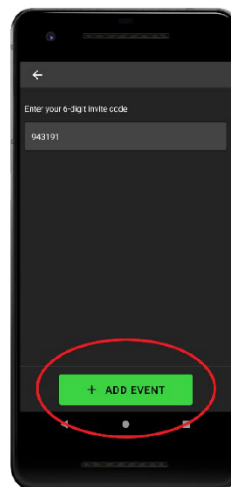
When you arrive and check in at the event, each car number will be given a unique code to enter into the app.



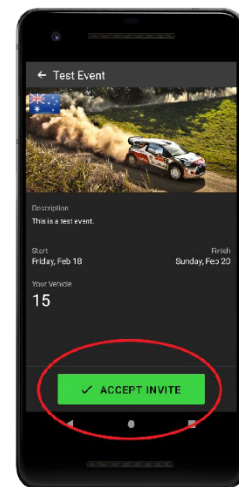
Main Screen when app is opened. Click "add event".



Enter unique code.



Click add event.



Click accept invite.

Attachment 2 (Cont)

RSLITE



Click start tracking when beginning recce.



Main Screen off stage when tracking.

When logged into the event with your code, the main screen will display your current speed and two odometers. Both odometers can be reset by pressing and holding the mileage.

As you arrive to a stage, the screen will display the maximum KPH allowed, along with the odometers and your current speed. If you exceed the allowed speed limit, a red bar speeding message will be displayed at the top of the screen.



80kph is the speed limit.



Note the speeding message.

When you begin recce, the application must be active on your phone and stay active during transits and while on stages. The phone can be used for other uses such as texting, navigation, etc. but should stay on the RS Lite app as much as possible during transits and at all times on stages. Your position, speed, and direction of travel will be monitored during the recce period.

Additionally, if the app is forcefully disabled on stage, a report is generated and may result in an infraction being applied. With privacy concerns in mind, the app does not track or send data if it is not active on the screen. Because of this, competitors must make sure the app is active during recce. If the app doesn't report for an extended period of time during recce, an alert is sent in the monitoring system.